

#BBInfoDay

# SESSION 1

Keynote  
Speeches

INFO DAY  
2017



Philippe  
MENGAL

Executive  
Director  
BBI JU

#BBIInfoDay

The state  
of play for  
BBI JU  
programme





# Why BBI JU was needed EU Bioeconomy strategy in 2012

European public-private partnership was needed to :

- **De-risk** investments;
- **Organize** the value chains;
- Reach **critical mass** of this “emerging” sector



# About BBI JU

- **Public-Private Partnership** between European Commission & BIC supporting R&I for Bio-based industries
- **BBI Budget: € 3.7 billion** (26% EU - 74% industry)  
**€ 975m** + **€ 2.730b** = € 3.7 billion
- **Independent** legal entity since 26 October 2015
- **Horizon 2020** rules for participation
- Principles of **openness, transparency and excellence**



# BBI JU mission

**Implement, under Horizon 2020 rules, the Strategic Innovation and Research Agenda (SIRA) developed by the European Bio-based industry (BIC).**

BBI JU Programme office team is in charge of:

- Coordination of Annual Work Plan building
- Call management
- Proposals evaluation (by independent expert panel)
- Grant Agreement Preparation Process
- Whole project management life cycle
- Communication, dissemination & stakeholder management



# BBI JU Calls overview



## BBI JU achievements

**Call 2014:** 10 running projects: 1 Flagship, 2 Demo, 7 RIAs

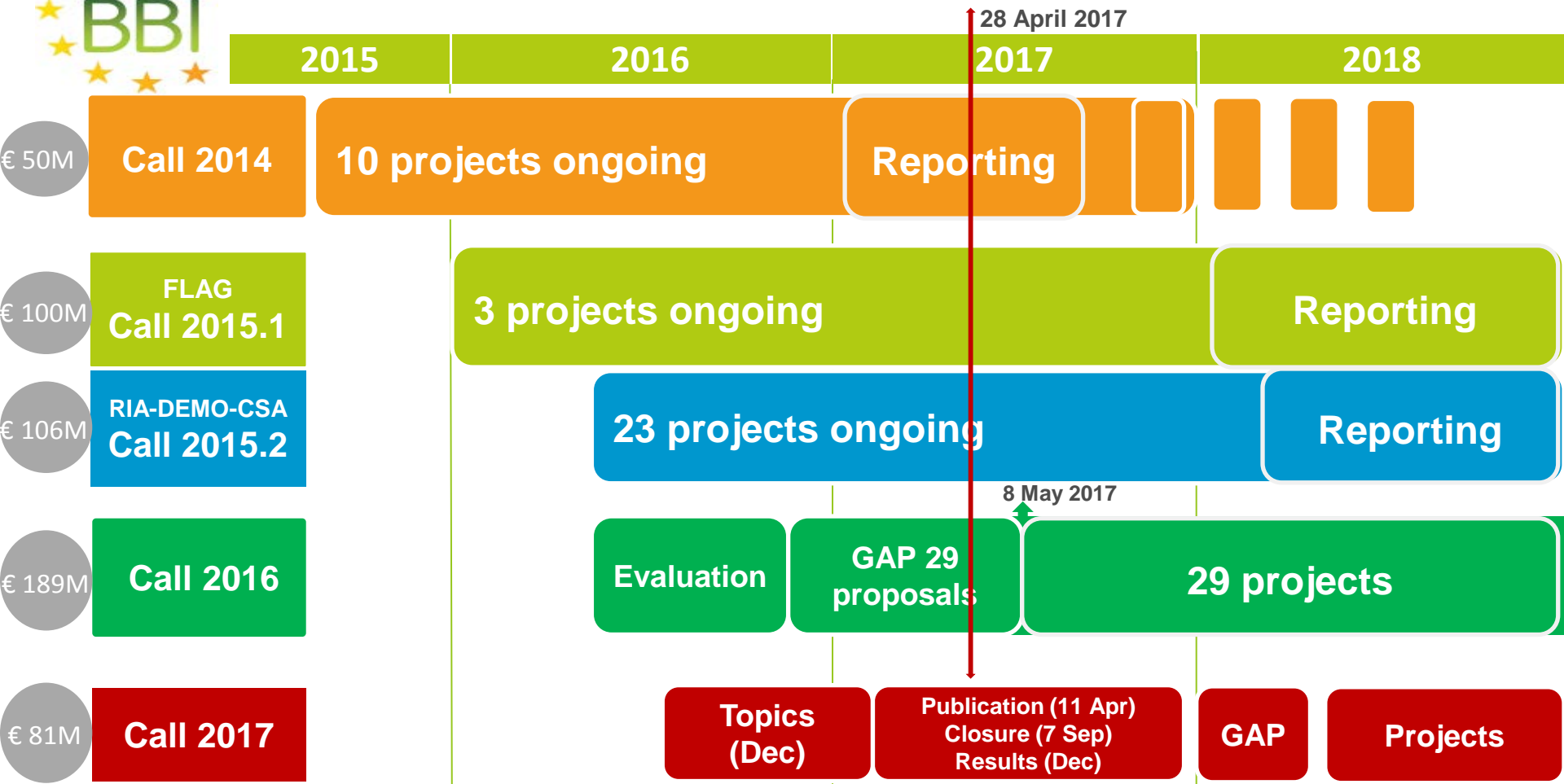
**Call 2015.1:** 3 Flagship projects

**Call 2015.2:** 23 running projects: (11 RIA, 9 Demo, 3 CSA)

→ 36 running projects + 29 from Call 2016 (GAP) = 65 projects



# BBI JU Calls overview





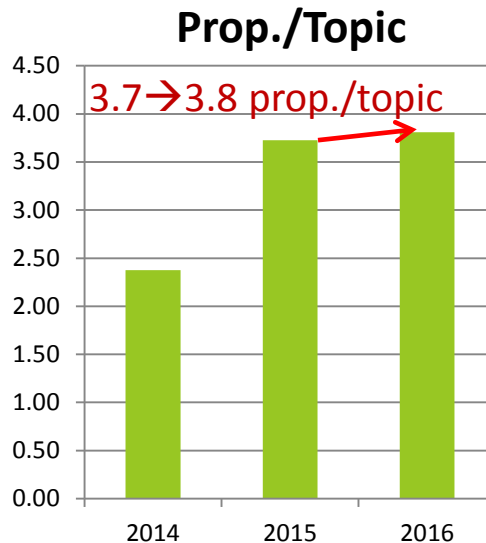
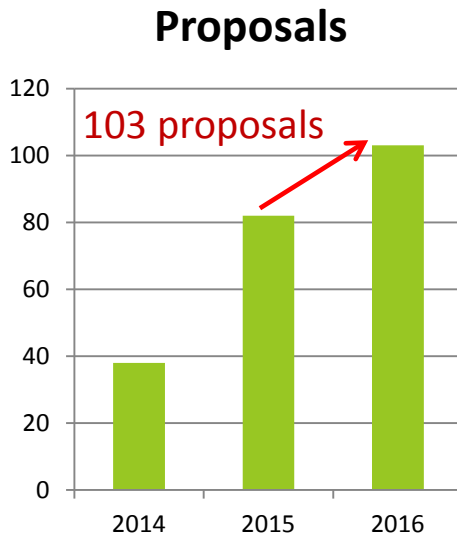
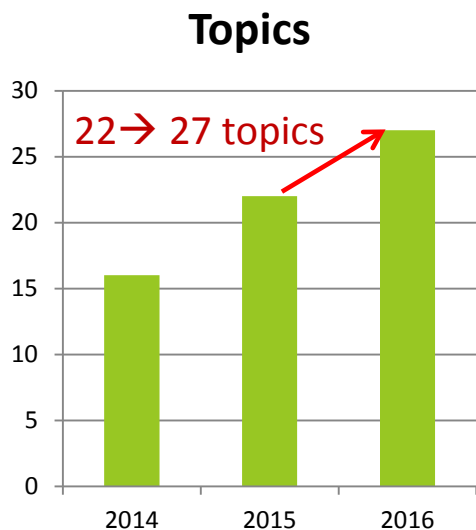
# Call 2016 submission statistics





# BBI JU Calls - Submission Statistics

The mobilisation of the sector is confirmed with 103 proposals and 3,8 proposals in average per topic

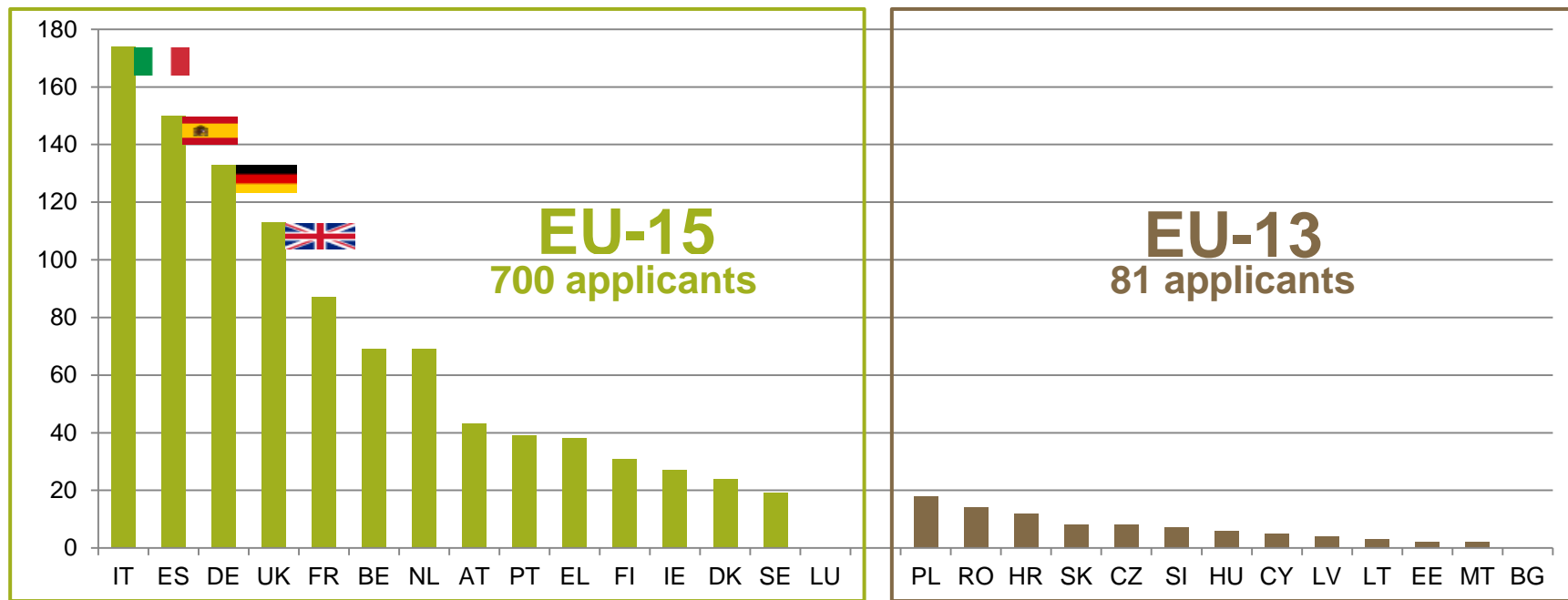




# Call 2016: Submission statistics:

## EU 28: Number of applicants per country

781 different applicants from the EU 28 with 10% from EU 13  
Among EU 13: Poland (18), Romania (14), Croatia (12)



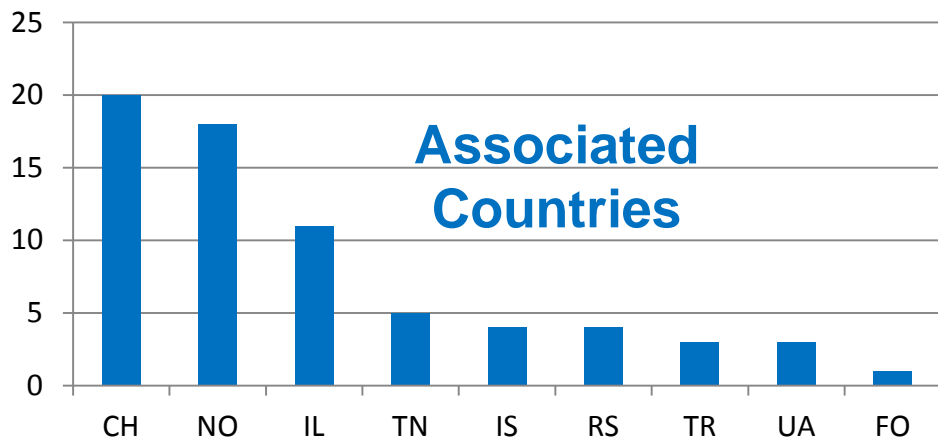


# Call 2016: Submission statistics

## Applicants from other countries

- **Associated countries:**

- 70 applicants



- **Third countries:**

- 9 applicants from industrialised countries and emerging economies, e.g. Australia (2) & China (4)
- Developing countries: 6 applicants



# Call 2016 evaluation outcome and Project portfolio



# Call 2016 Overview of evaluation

The outcome of the evaluation confirms a significant mobilisation of the BBI sector with good proposals and an optimal topic coverage

- In total, from 103 proposals submitted, 55 were above threshold
- The quality of proposals is very high, with 53% of proposals above threshold: 51% RIA, 66% CSA, 50% DEMO and 67% FLAG
- In total 29 proposals out of 103 retained for funding, showing 28% success rate
- New projects from call 2016 contribute to the better coverage of VC4 organic waste and aquatic biomass and CSA
- The quality of RIA proposals retained is also good with minimum score of 14 and all criteria  $\geq 4$



# BBI on-going projects

Calls **2014** + **2015** + **call 2016 (GAP)**

Value Chains	RIA	DEMO	Flagship	CSA
<b>VC1</b> (lignocellulose)	US2GREENCHEM Zelcor ● LIBRE HYPERBIOCOAT	ValChem ●●● GreenSolRes BIOFOREVER	BIOSKOH ● LIGNOFLAG	
<b>VC2</b> (forest-based)	SmartLi Greenlight PROVIDES NeoCel TECH4EFFECT EFFORTE	PULPACKTION ● FRESH	EXILVA	
<b>VC3</b> (agro-based)	Carbosurf ● PROMINENT LIBBIO	Pulp2Value AgriMax Funguschain GreenProtein LIPES	FIRST2RUN ●	<div style="border: 2px solid green; border-radius: 15px; padding: 10px; background-color: #90EE90; display: inline-block;">           Standards Regulations Communication Awareness         </div>
<b>VC4</b> (organic waste)	NewFert ●●●●	●●		
<b>Across VCs</b>	EnzOx2 ●●●● InDIRECT ●●●● BIOrescue ●●●●	DEMETER ●●●		
<b>Aquatic Biomass</b>	MACROCASCADE ●●●●			
				BioCannDo ● BIOCOM ● STAR4BBI ●

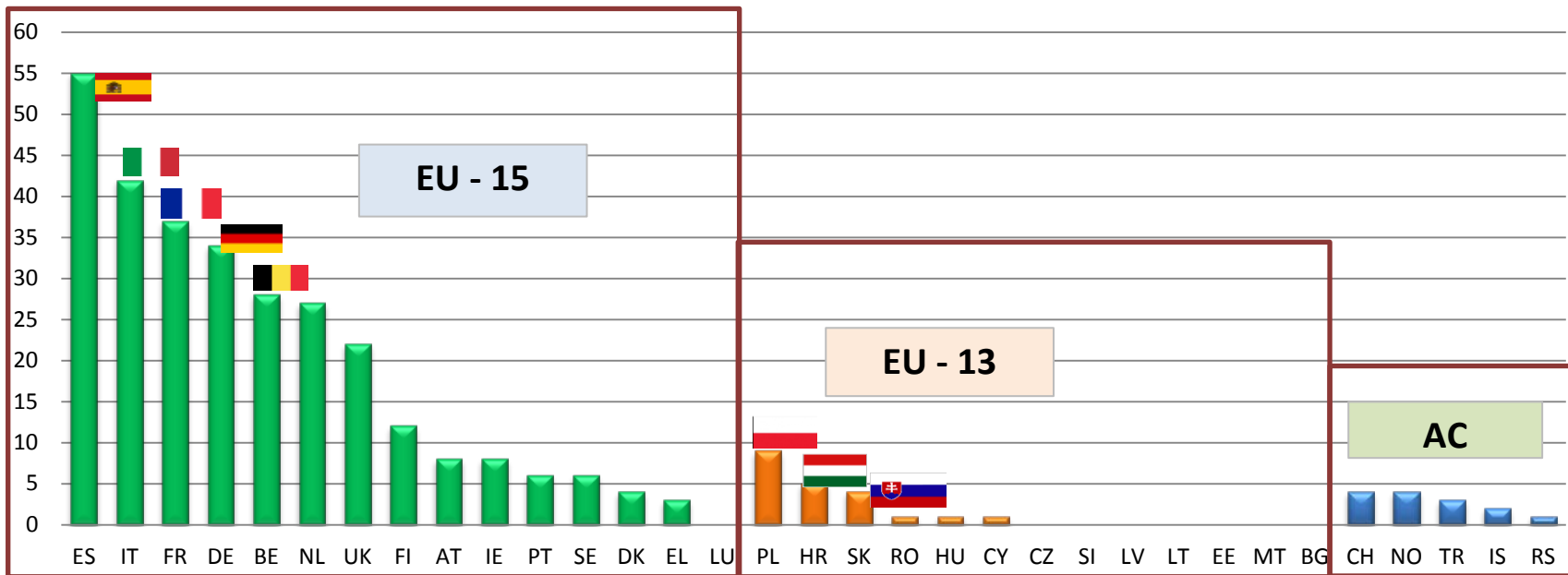
→ More information on the projects: [www.bbi-europe.eu](http://www.bbi-europe.eu)



# Call 2016

Proposals invited to GAP (16 Dec. 2016)

**EU 28 Beneficiaries: 313 + 14 AC**





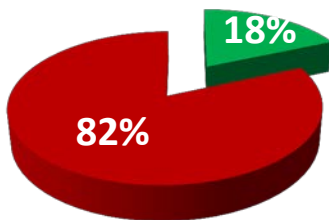
# BIC Coordinators in submitted vs selected proposals

Success rate of proposals having a **BIC Coo**: 47.4%

Success rate of proposals having a **non-BIC Coo**: 23.8%

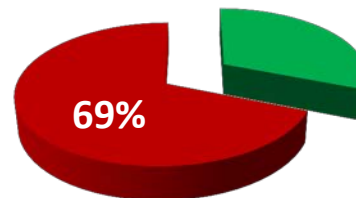
BIC COOs in submitted proposals

■ BIC Coo ■ non-BIC Coo



BIC COOs in selected proposals

■ BIC Coo ■ non-BIC Coo





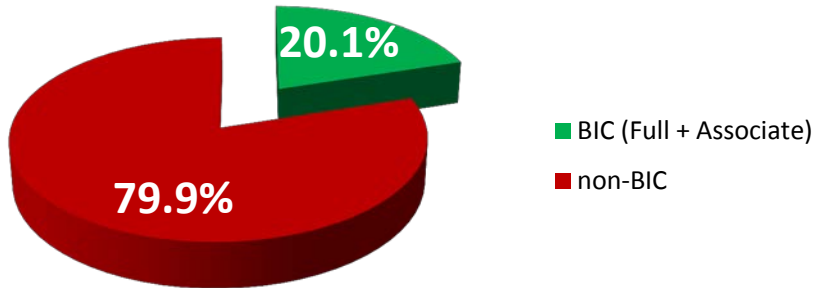


# BIC members in submitted vs selected proposals

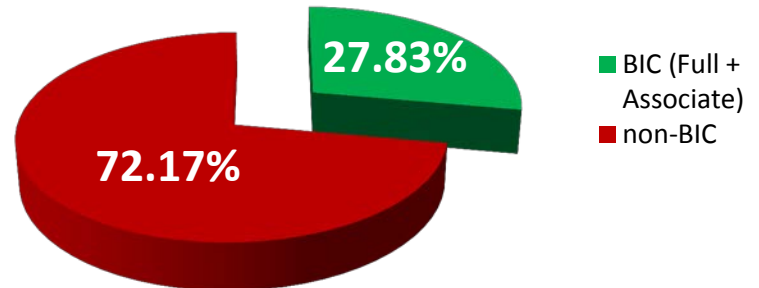
**BIC members: 38.1% success rate in selected proposals**

**Non-BIC members: 24.8% success rate in selected proposals**

BIC membership in submitted proposals (participation)



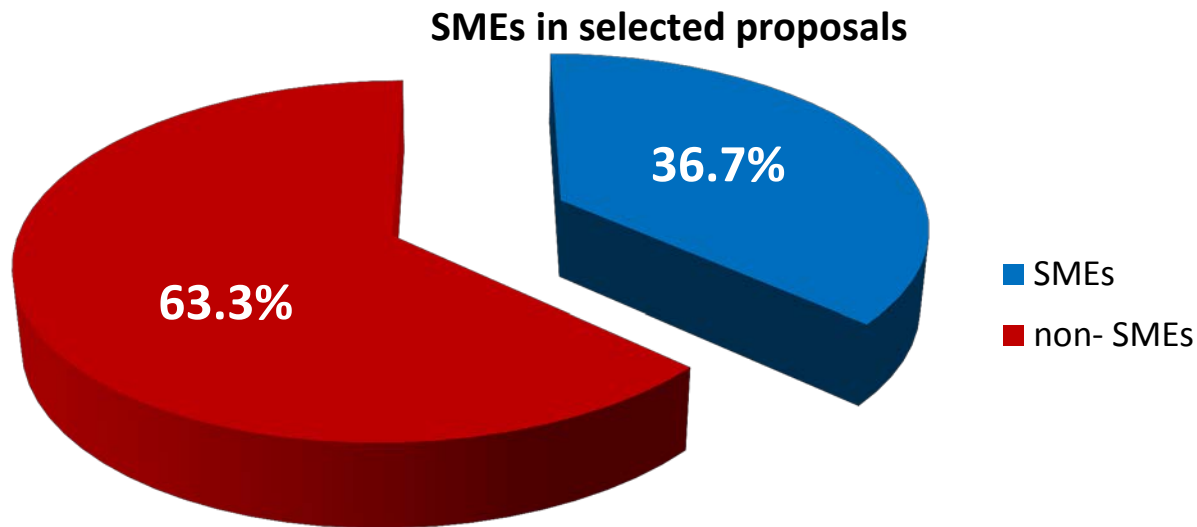
BIC membership in selected proposals





# Call 2016 % SME participation

- Share of self declared SMEs in the total number of participants in proposals retained for funding



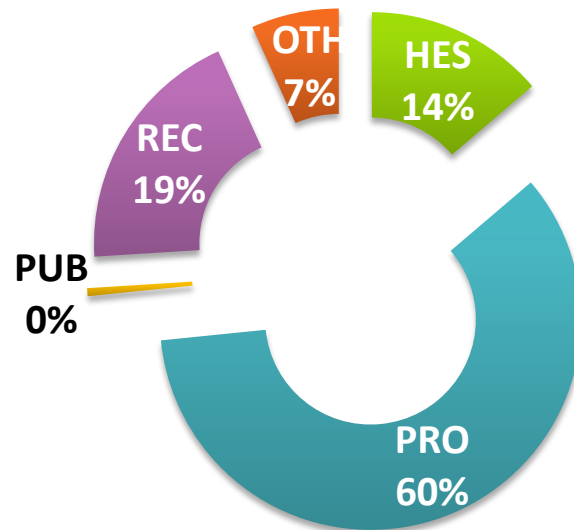
H2020 objective: min 20%



# Call 2016

## Type of organisations in selected proposals

PRO	Private for-profit entities
OTH	Other <ul style="list-style-type: none"><li>• private not for profit entities</li><li>• international organisations (or international organisation of European interest)</li><li>• natural persons</li><li>• entities without legal personality</li></ul>
REC	Research Organisations
HES	Higher or Secondary Education Establishments
PUB	Public Organisations





# BBI JU monitoring

## 1. BBI JU efficiency

- KPI monitoring according to H2020: TTI-TTG-TTP-
- Survey of beneficiaries performed by EC

## 2. Leverage effect

Financial contribution from private sector vs EU contribution

## 3. Outcome of the programme

- Outcome of BBI project portfolio (KPI level 2 from SIRA)
- Definition/Target/Process - Reporting received end January 2017

## 4. Socio economic and environment impact

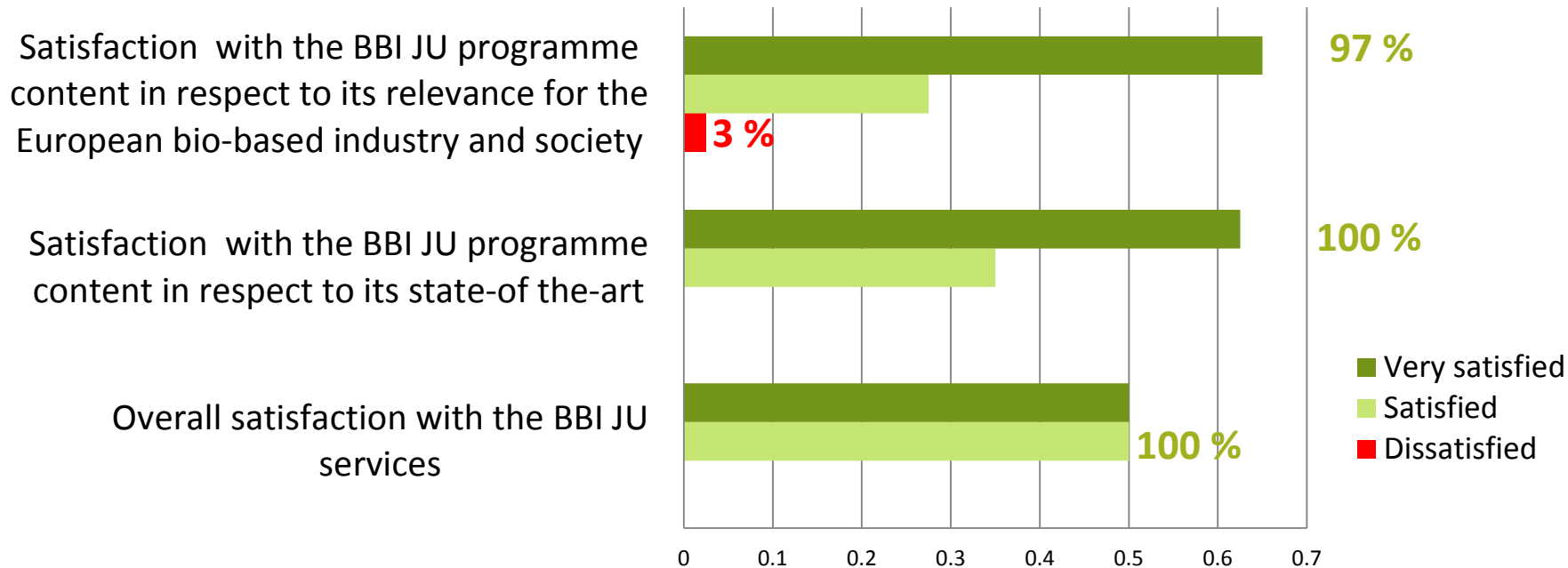
- KPI level 1 from SIRA - survey ongoing



# Survey by EC towards BBI JU project Coordinators

## Very good feedback...

### Overall satisfaction with the BBI JU

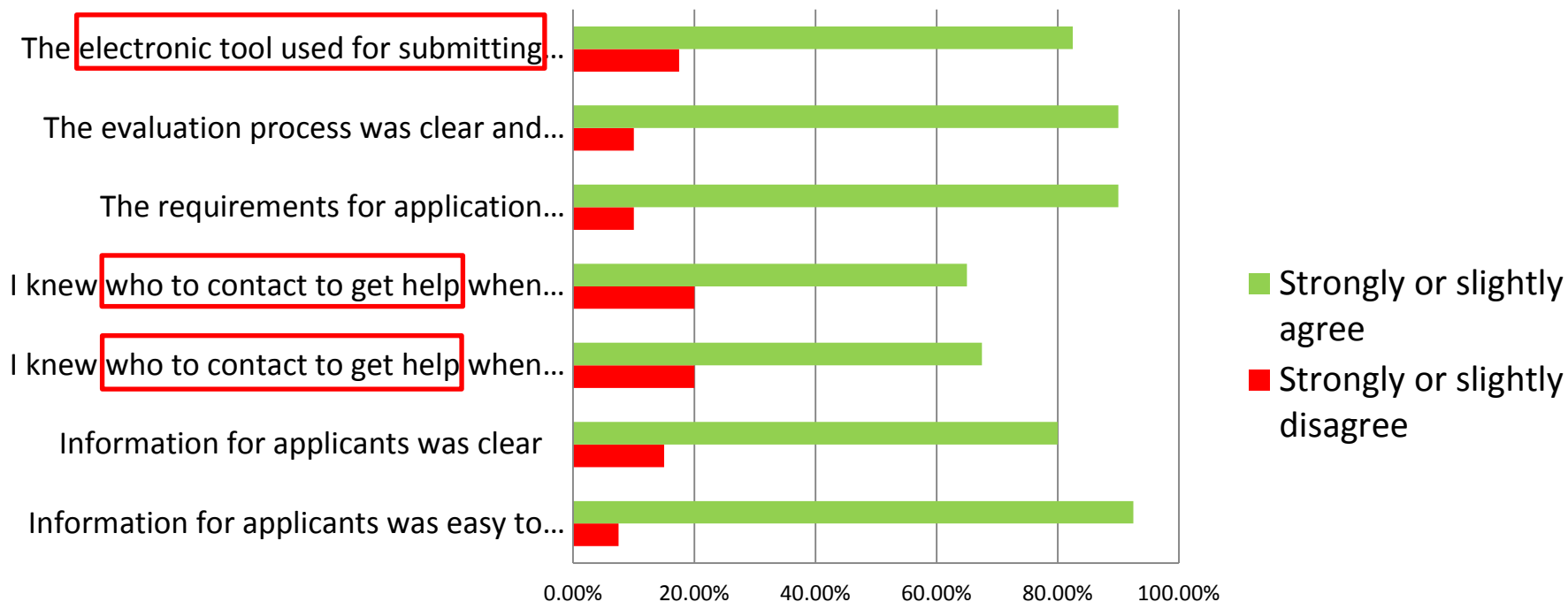




# Survey by EC towards BBI JU project Coordinators

Very good feedback... with room for improvement

## Satisfaction with the application process

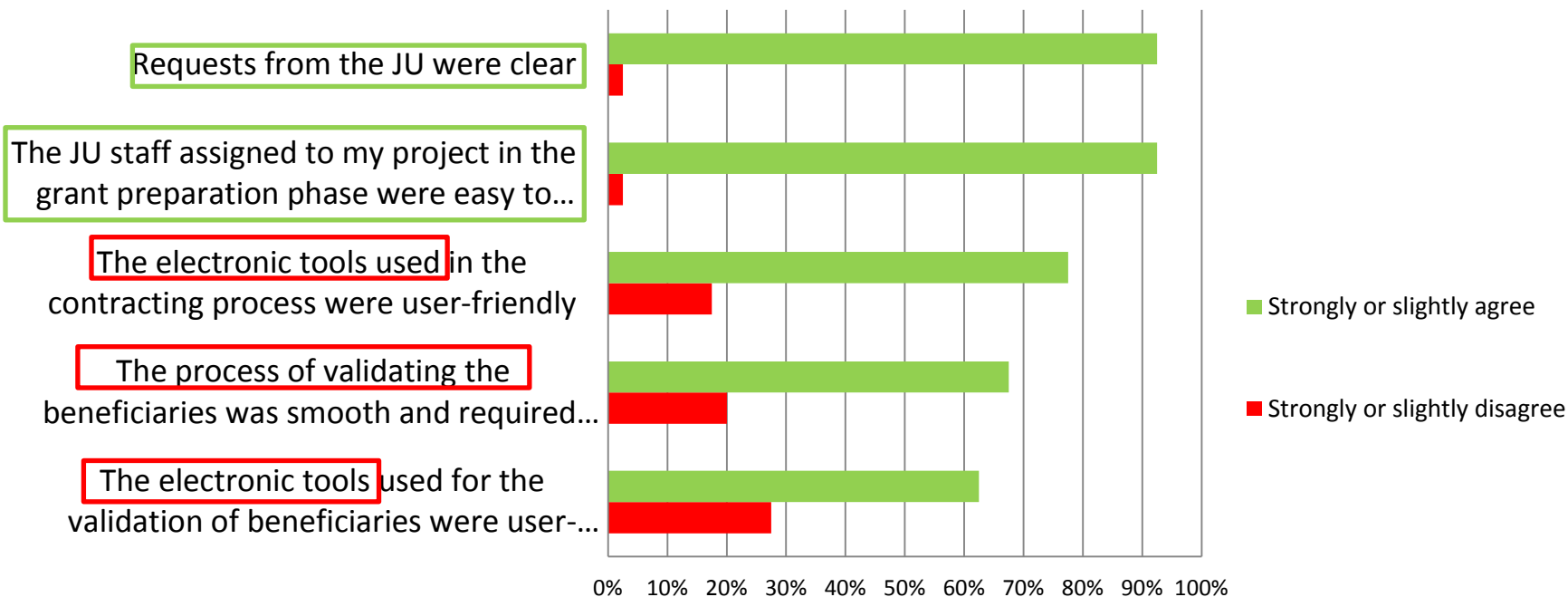




# Survey by EC towards BBI JU project Coordinators

Very good feedback... with room for improvement

## Satisfaction with the Grant Preparation Phase





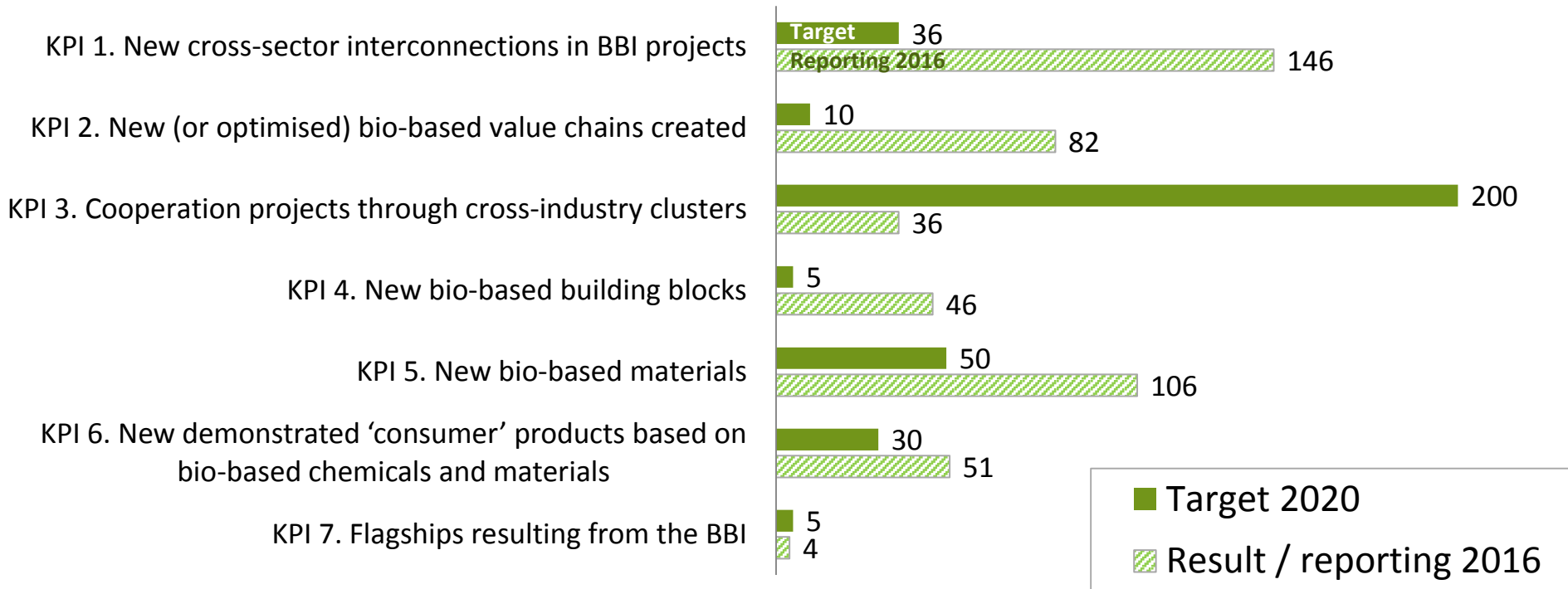
# BBI projects outcome 7 KPI (level 2) from SIRA

1. New cross sectorial interconnections
2. New bio-based Value Chains
3. BBI cooperation projects
4. New bio-based chemical building blocks
5. New bio-based materials
6. New bio-based consumer products
7. BBI Flagship projects





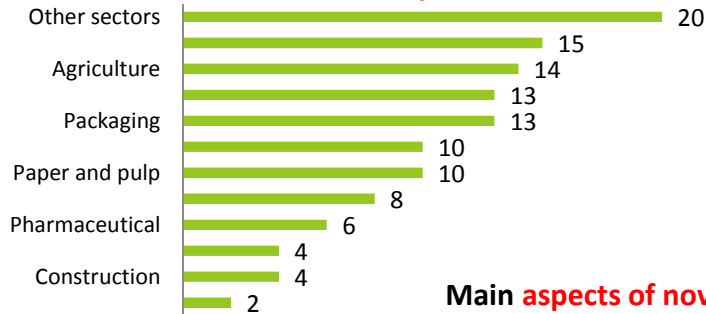
# Progress of the 7 KPIs BBI projects outcome by end 2016 vs targets by 2020



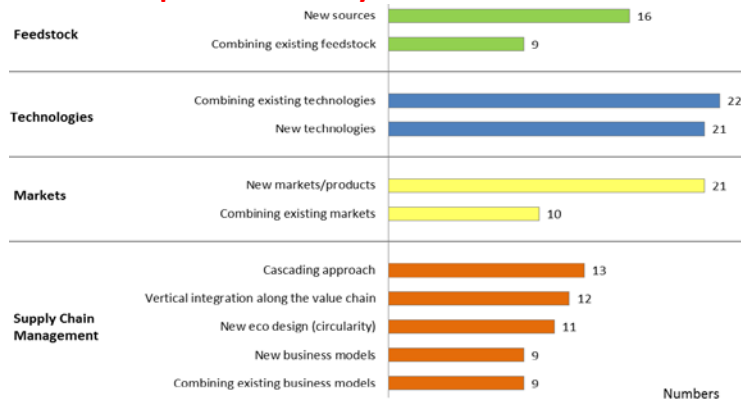


# Analysis per sector, per type of benefit and per application

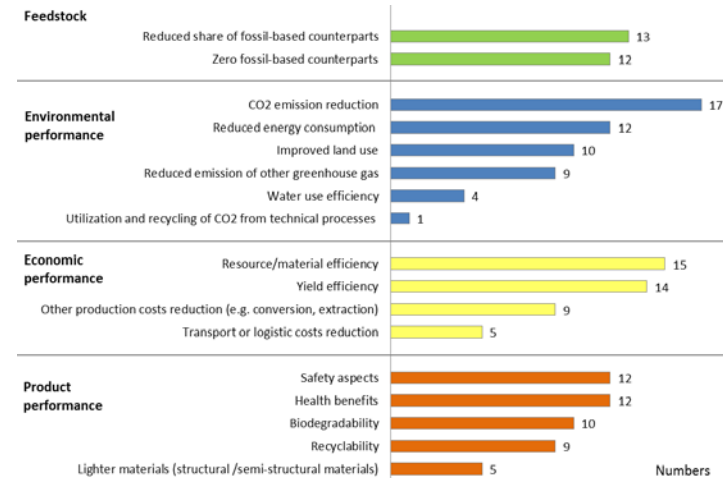
## Number of projects reporting new interconnections in those industry sectors



## Main aspects of novelty in the new value chains



## Main aspects of novelty in the new bio-based building blocks



➤ More details in  
BBI JU AAR2016



# Some lessons learned

- Increasing mobilisation in BBI calls
- Optimal Value Chains coverage
- New types of collaboration → structuring effect
- High % of SME participation
- Increasing interest from Regions
- Increasing participation of EU13
- Growing BBI JU awareness
- First result of widening participation strategy
- Europe back on the map
- ...



# Always room for improvement

- Farmer organisations participation
- Municipal bio-waste
- BBI JU widening participation strategy
- More emphasis on aquatic biomass
- Increase « brand owners » participation
- Engage towards priority stakeholders
  
- ... New SIRA

Thank  
you!

#BBInfoDay

INFO DAY  
2017

